



gold coast | convention and
exhibition centre

GCCEC VISUAL WELCOME STORY

Made in collaboration with





INDEX

Visiting GCCEC _____ 3

Sensory considerations _____ 4

What to bring _____ 5

Arriving _____ 6

Entering from the car park _____ 7

Reception _____ 8

Event spaces _____ 9

Events _____ 10

Foyers _____ 11

Toilets _____ 12

Leaving _____ 13

Leaving by taxi _____ 14

Contact _____ 15

VISITING THE GOLD COAST CONVENTION & EXHIBITION CENTRE

This Welcome Story was developed in collaboration with Autism Queensland (July 2023) to help you plan and prepare for your visit.

It provides information about what to expect and resources to support your experience at the convention centre.



SENSORY CONSIDERATIONS

The following icons are used throughout this visual story to highlight different sensory considerations as you plan your journey to the Gold Coast Convention & Exhibition Centre.

It is important to note that every event hosted at the centre is different and the sensory environment is likely to change based on the type of event you are attending.

For specific questions or accommodations, you can contact the event organiser ahead of your event.



Areas that may be noisy or loud



Areas that may be busy or crowded



Areas that can be bright or have glare



Areas that are quieter

WHAT TO BRING

In the foyers throughout the convention centre, you will find water stations and hand-sanitising stations.

You may bring a personal water bottle. No outside food or drinks are allowed in the centre. For special dietary requirements, please contact your event organiser.

Across from the main reception desk, you will find a device charging station.

You may want to bring other personal items to make your visit comfortable (e.g., sunglasses, hat, earphones, jumper, fidgets, etc.).



ARRIVING

There are many ways to get to the Gold Coast Convention and Exhibition Centre. For details and specific routes, please refer to the [Accessibility Guide](#).

If you arrive by tram, bus, taxi or ride share, you will enter through the main entrance facing the Gold Coast Highway.





ENTERING FROM THE CAR PARK

Entry to the carpark is on the northern end of the building and can be accessed from the Gold Coast Highway or TE Peters Drive. There are two parking levels B1 and B2. Further details about parking and payment can be found in the Accessibility Guide.

At the central entrance point, you can take the stairs or the lift to the ground floor (G) of the convention centre. Look for signs overhead to the main reception, located between Door C and Door D.

For detailed floor plans, visit [here](#).



RECEPTION

Inside the main entrance (between doors C and D), you will see two separate reception desks.

At the **centre management reception**, you will find centre staff who can support you with general questions and assist you in locating spaces throughout the convention centre.

The **events reception** desk is staffed by event-specific personnel. Staff here can support you with questions about the event you are attending. If no one is attending this desk, you can access the centre management reception.




EVENT SPACES

Exhibition Centre hosts many different types of events – concerts, exhibitions, conferences, meetings, dinner galas, and sporting events.

Event spaces will look and feel different depending on the type of event that you are attending.

For more information about the different types of spaces and to see what your event might look like, visit [here](#).




EVENTS

Events at the Gold Coast Convention & Exhibition Centre may be small or large in size.

Events may be busy and loud. They may have dim lighting or very bright fluorescent lighting.

Events may include food or catering options.

For specific details about the event you are attending, contact the event organiser.

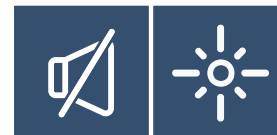


FOYERS

Throughout the convention centre, you will find spacious foyers with flexible seating options.

These spaces are often quieter and less crowded. Some areas near windows may be bright and have glare during the daytime.


You can access these public spaces during your visit.



TOILETS

Bathroom facilities, including accessible toilets and change tables, are located in the foyers throughout the convention centre on both the ground floor and the first floor (for specific locations, you can reference the [floor plans](#)).

A parents' room is located on the ground floor between Foyer A and B.



LEAVING

You will follow a similar route leaving as you did arriving at the convention centre. You may exit through the main doors on the ground level.

If you are exiting through the car park, you will see signs at several locations throughout the convention centre to take stairs or lift down to parking levels B1 or B2.




LEAVING BY TAXI

Across from Reception, next to the main entrance you will see a phone you can use to order a taxi.

If you need any assistance, you can speak to someone at reception who can help you.

You can also ask any centre or security staff members located throughout the centre who will be able to assist you.





gold coast | convention and
exhibition centre

ENJOY YOUR VISIT!

If you would like more information about what to expect before your visit, you can contact the Gold Coast Convention and Exhibition Centre:

 **(07) 5504 4000**

 **reception@gccec.com.au**

 **www.gccec.com.au**

We welcome any feedback you may have on this visual story. Please use the contact information above to share your thoughts, ideas or experiences.

